

HOSPITALITY PROGRAM



Table of Contents

4-7

8-9

10

11

12

13

14-15

16-17

18

19

20-21

22-23

24-25

26-27

Upright Vacuums

NQ 100 The Quick Stick Vacuum

HVR 160 (Henry) Electric Canister Vacuum

HVR 200 (Henry) Electric Canister Vacuum

JVP 180 (James) Canister Vacuum

RSV 150/150H Backpack Vacuum

The NX300 Battery Network

JS 1600C Steamers & Bed Bug Steamer

GVE 370 (George) Carpet Care Vacuums

AV 12QX Spotters & Extractors

DH 420 / DH 420S (w/steam) Duplex Hybrid Hydrowasher

Ultra 45 / Infinity X Pack

NC 3 / NC 5 Walk-Behind Sweepers

Our Commitment to Sustainability

PRODUCT KEY

Lithium-ion

NX300 Batteries have a cycle life of 2,500+ cycles, far exceeding the industry standard. Interchangeable across our NX300 lineup, our “one battery, one charger, one system” solution offers convenience along with performance.

Electric Products

Delivering fast, consistent cleaning, our electric products are ideal for those seeking a more economical option. They provide operators with the power and performance needed to get the job done right.

Sustainable Products

Longer-lasting batteries reduce waste and material consumption. Our products, featuring NX1K Lithium Phosphate and Lithium-ion Technology, offer a more sustainable solution by minimizing environmental impact and maximizing efficiency.

Why NaceCare

Whether you’re managing a hotel, convention center, or restaurant, NaceCare is your partner in efficiency and cleanliness. With nearly 40 years of experience, we specialize in small space cleaning—delivering high-performance equipment built for fast-paced, high-demand environments.

From guest rooms to lobbies, our floor care solutions help reduce room downtime, optimize labor, and control costs. Our vacuums, scrubbers, and extractors are engineered for durability, ease of use, and exceptional results.

Explore this guide to discover how NaceCare is redefining clean in hospitality.

UPRIGHT, ALRIGHT!!

Powerful Performance, Superior Filtration, and Ultimate Versatility

Designed for cleaning professionals, our line of upright vacuums deliver exceptional performance across all floor types. Choose from four models to find your perfect vacuum. Opt for a 12" or 15" power head for ideal coverage and efficiency. Select a standard upright for classic power or a swivel head for superior maneuverability around furniture and tight spaces.

Optional accessory tools and wand available for tackling any cleaning job.

N12
Standard Head Vacuum



N15
Standard Head Vacuum



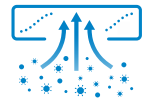
N12S
Swivel Head Vacuum



N15S
Swivel Head Vacuum



KEY FEATURES & BENEFITS OF ALL MODELS



High-Performance Cleaning

With deep cleaning two-motor vacuum power and S-Class filtration, the upright ensures maximum soil recovery, keeping dust and allergens securely in the bag.



Ultra-Quiet Operation

The hospital-grade exhaust microfilter wrap absorbs motor noise, making this one of the quietest vacuums in its class—ideal for noise-sensitive environments.



Multi-Surface Versatility

Brush height can be adjusted for carpet and hard floors.



Ultra-Low Profile

With a slim 6-inch profile, cleaning under furniture and beds is easier than ever.

Why an Upright?

Upright vacuums offer powerful cleaning, wide coverage, and easy maneuverability. With advanced filtration and durable design, they provide efficient, reliable performance for any space.



OTHER BENEFITS OF NACECARE UPRIGHTS



Maneuverability

Helps make navigating around furniture and in tight spaces easy.



Hassle-Free Maintenance

No tools required for quick and easy brush changes.



Adjustable Brush Height

Ensures optimal cleaning performance on various carpet types.



Exhaust Microfilter Wrap

Improves filtration with large surface area filter.



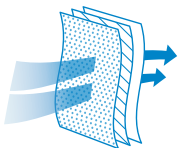
Smart Alerts

Green and red lights warn of brush setting issues, clogs, or a full bag.

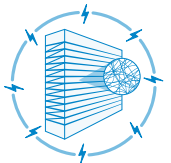
What is S-Class Filtration?

NaceCare upright vacuums are equipped with S-Class, hospital-grade filtration. S-Class Filtration is a European standard comparable to the term “HEPA”.

However, unlike the HEPA standard, S-Class Filtration requires:



Three stage, hospital-grade filtration that filters 99.9% of particles down to 0.3 microns



An electrostatic filter using charged microfiber



No air leakage in the vacuum



Efficient top-fill bag



BUILT FOR RIGOROUS USE, THEY'RE PERFECT FOR HIGH-TRAFFIC SPACES



Offices



Healthcare Facilities



Hotels



Schools & Universities



Retail Stores

Model	N12	N12S	N15	N15S
Cleaning Path	12"	12"	15"	15"
Swivel Head	No	Yes	No	Yes
Noise Level	67.5 dB(A)	67.5 dB(A)	68.5 dB(A)	68.5 dB(A)
Airflow	100	100	106	106
Weight	18 lbs.	18 lbs.	19 lbs.	19 lbs.
Operating Voltage	120V, 60 Hz			
Vacuum Motor	1200 W			
Suction	75" of Water Lift			
Capacity	1 gal			
Filter Bag	3-layer			
Protection	UL Approved for North America			
Power Cord	40'			

NQ 100

The Quick Stick Vacuum

Ergonomic Handle
For ultimate user comfort.




Dust-Free Emptying
Quick, hygienic, and dust-free emptying using high-efficiency pods.



Powerful Cordless Cleaning Performance
Up to 120 minutes of powerful cordless cleaning (2 x 60 mins). Dual battery system allows one battery to charge while machine is in use.



Quick-change Batteries
Change batteries in seconds for continuous cleaning.



- 1. Power On/Off
- 2. Battery Life / Charge Status
- 3. Boost Mode On/Off
- 4. Brush Roll On/Off
- 5. Pod Full Indicator

Patented Technology
Patented flip-up head for easy pad changes.



Detail Cleaning
Crevice Tool for detail and high-level cleaning.



NQ 100

The Quick Stick Vacuum

The Quick offers convenient, cordless cleaning for professionals. Easy to use, easy to store and easy to charge, The Quick lives up to its name.

Filtration	0.3 micron @ 99.97% efficiency
Run Time	Up to 120 mins (60 mins / battery)
Charge Time	2.5 hrs
Capacity	1 qt.
Battery	2 Batteries Included
Motor	300 W
Power	25.2 V
Weight	7 lbs
Dimensions (W x L x H)	10.63" x 9.44" x 48"



CLEANING PATH
9.44"



BATTERIES
2 x Lithium-ion



RUN TIME
Up to 120 mins

HIGHLIGHTS

- Cordless performance: Up to 120 minutes of powerful, cordless cleaning thanks to two 60-minute 25.2V lithium-ion batteries that are simple to swap, charge, and replace.
- Pod system technology: A high-efficiency filter pod system makes for easy, hygienic and dust-free emptying.
- Bigger capacity: The Quick compacts dust inside the pod for a 1-quart capacity – bigger than many leading stick vacuums.
- Recycled pods: With the environment in mind, The Quick pods are climate-positive and made from recycled material.



FILTRATION
0.3 micron @ 99.97% efficiency



CAPACITY
1.6 gal.

HVR 160 HENRY

Electric Canister Vacuum

The HVR 160 model has all the same great features as the full-size Henry in a compact package. It's lighter and smaller, but with the same impressive suction, performance and reliability that Henry is famous for.

Filtration	0.3 micron @ 99.97% efficiency
Noise Level	47 dB(A)
Capacity	1.6 gal.
Motor	680 W, 0.9 HP
Motor Life	2,000 + hrs
Water Lift	100"
Airflow	120 cfm
Power Cord	26'
Dimensions (W x L x H)	14.72" x 14.72" x 17.76"

HIGHLIGHTS

- Powerful, efficient, high filtration cleaning technology.
- Tools to clean hard to reach places.
- Stores neatly away.
- On-board tool storage and wand docking.



FILTRATION
0.3 micron @ 99.97% efficiency



CAPACITY
2.5 gal.

HVR 200 HENRY

Electric Canister Vacuum

Henry is famous for performance, energy efficiency, and a professional grade 2000 + hour motor. You'll enjoy quiet operation, superior soil recovery, excellent filtration and 40 feet of trouble free cleaning.

Filtration	0.3 micron @ 99.97% efficiency
Noise Level	47 dB(A)
Capacity	2.5 gal.
Motor	680 W, 0.9 HP
Motor Life	2,000 + hrs
Water Lift	100"
Airflow	120 cfm
Power Cord	33'
Dimensions (W x L x H)	14.96" x 14.96" x 21.65"

HIGHLIGHTS

- Powerful, efficient, high filtration cleaning technology.
- Tools to clean hard to reach places.
- Stores neatly away.
- On-board tool storage and wand docking.





JVP 180 JAMES Canister Vacuum

The compact and affordable JVP 180 is packed full of great features, providing powerful and professional cleaning at a budget-friendly price point.

Filtration	0.3 micron @ 98.6% efficiency
Working Capacity	6,000 sq.ft./hr
Soil Recovery	84%
Noise Level	49 dB(A)
Weight	13 lbs
Capacity	6 qt.
Motor	680 W
Motor Life	2,250 hrs
Water Lift	100"
Airflow	120 cfm
Dimensions (W x L x H)	15.35" x 15.35" x 18.50"



FILTRATION
0.3 micron @ 98.6% efficiency



WORKING CAPACITY
6,000 sq. ft./hr

HIGHLIGHTS

- 2,250-hour motor: With a 5-year motor warranty.
- Versatile performance: Ideal for cleaning hard floors and low pile carpet.
- Low noise operation: Excellent for daytime cleaning at 49 dB(A).
- Portability and convenience: Includes a carry handle and on-board tool and cable storage.
- Quick change cord system: Easily unplug and replace the cord as needed.
- LEED compliant filtration. 98.6% at 0.3 microns.



RSV 150/150H Backpack Vacuum

The RSV 150 electric backpacks are compact, convenient, and lightweight, designed for both user comfort and performance. RSV 150H comes with a certified HEPA filtration option.

Filtration	0.3 micron @ 99.97% efficiency (Certified HEPA on H model)
Soil Recovery	84%
Noise Level	52 dB(A)
Weight	12 lbs
Capacity	1.5 gal.
Motor	680 W
Motor Life	2,250 hrs
Water Lift	100"
Airflow	120 cfm
Power Cord	50'
Dimensions (W x L x H)	18.50" x 15.75" x 25.20"



FILTRATION
0.3 micron @ 99.97% efficiency



WEIGHT
12 lbs

HIGHLIGHTS

- Excellent versatility: Can clean any type of flooring, edges, corners, and even surfaces above the floor.
- Long-life, energy-efficient motor: 2,250-hour motor with 5-year motor warranty.
- HEPA model available: The RSV 150H is HEPA filtration certified, filtering down to 0.3 microns at 99.97% efficiency for hazardous materials.
- Low noise operation: Excellent for daytime cleaning at 52 dB(A).
- Designed to reduce fatigue: With a height-adjustable harness and excellent lower back support.

LITHIUM-ION

NX300 BATTERY

The Power that Drives the Productivity

The NX300 Lithium-ion saves you valuable time and money, delivering an impressive number of cycles. Experience a remarkable 60% increase in available energy, the result of extensive research and development into our innovative 30-cell battery design.

HIGHLIGHTS

One Battery Powers All

A single battery and charger system powers all NX300 products, reducing costs and improving convenience and productivity.

1-Hour Fast Charge is More Sustainable

Recharge to 80% in just one hour and 100% in two.

Longevity

The NX300 delivers over 2,500 charge cycles, equivalent to 10 years of cleaning, 5 days a week.

Run Time

Each product in the NX300 range is engineered to provide the right balance of run time and power.

THE NX300 NETWORK

One battery, one charger, one system. The NX300 lithium-ion battery guarantees optimal power across 2,500 charge cycles, maximizing operational time and reducing costs.

NX300 Battery Specifications

Mode	Weight	Battery	Charge Time	Charge Cycles	Warranty
NX300	5 lbs	36 V	1-hour-80% 2-hours-100%	2,500	4-Years* <small>*Pro-rata per NaceCare Warranty Terms</small>



BED BUGS, BE GONE

Steam-X Super-Heated Steam Gun

BEAT THE BUGS with our New Bed bug Extermination System

- Internal heating element allows steam to heat to 226F (130C)
- Nozzle softens the steam flow to avoid spreading
- Equipped with 10' steam hose
- Steam eliminates need for chemicals
- Easy to Use



Optional Accessories



Steam Mop



Cart for Steamer



Bed Bug Steamer

JS 1600C Steamers

The JS 1600C power steamer is a super-heated dry steam cleaning machine that vaporizes and kills bacteria from all types of surfaces and equipment. Continuous fill capability allows the addition of water without having to wait for machine to cool down.

Boiler Size	0.3 gal.
Boiler Capacity	1 gal.
Weight	12 lbs
Water Reservoir	1 gal.
Steam Pressure	115 psi
Steam Temperature	338° F
Motor	1,500 W
Power Cord	8'
Dimensions (W x L x H)	12" x 20" x 16"



STEAM PRESSURE
115 psi



STEAM TEMP
338° F

HIGHLIGHTS

- Chemical free: Effective in all food preparation and processing areas, hotel beds, ambulances, and patient areas.
- Leaves surfaces completely clean and sanitized: Dissolves and emulsifies grease, mold and grime build-up.
- Excellent for detailed cleaning: Including grouted floors, showers, and kitchens.
- Floor cleaning functionality: With optional steam mop and 33' hose.
- Heating power: At 1500 Watts.
- Bed bug steamer extermination system available as option.
- Internal heating element allows steam to reheat to 130 C.



CLEANING PATH

4"



CAPACITY

1.6 gal. Recovery tank

GVE 370 GEORGE

Carpet Care Vacuums

The GVE 370 George is a low-cost, portable spotter that’s ideal for spot cleaning, upholstery cleaning, and vehicle detailing.

Cleaning Path	4"
Solution/Recovery Tank	1.6 gal.
Weight	19 lbs
Pump Pressure	30 psi
Capacity	1.6 gal.
Pump Power	30 W
Motor	1,200 W
Water Lift	100"
Airflow	95 cfm
Power Cord	42'
Dimensions (W x L x H)	14.96" x 14.96" x 27.56"

HIGHLIGHTS

- Won’t over-wet fabrics: 30 psi pump provides just enough power without injecting water too far into the fabric or overwetting.
- Handy carrying handle: Makes dumping easy.
- True all-in-one machine: Perfect for dry/wet vacuuming and spotting extraction.
- User-friendly: Optional stand up wand accessory means you don’t have to get on your hands and needs like with other small units.



CLEANING PATH

20"



WORKING CAPACITY

4,000 sq. ft./hr

AV 12QX

Spotters & Extractors

Clean your carpets effectively while minimizing downtime with the AVB 12QX. Use it for either a fast-drying, low-moisture interim cleaning or restorative deep cleaning, even during busy and/or daytime periods. Ideal for facilities such as casinos, hotels, convention centers, and airports.

Cleaning Path	20"
Working Capacity	4,000 sq. ft./hr
Solution/Recovery Tank	12 gal.
Noise Level	60 dB(A)
Brush Motor	100 W
Brush Speed	600 rpm
Weight	121 lbs
Pump Pressure	130 psi
Pump Power	100 W
Pump Flow	0–1.2 gpm Adjustable
Pump Type	Diaphragm w/Bypass
Motor	1,400 W
Flow Rate	0.4 gpm
Water Lift	135"
Airflow	95 cfm
Power Cord	50'
Dimensions (W x L x H)	23.62" x 37.40" x 44.09"

HIGHLIGHTS

- Exceptional performance and productivity: 20" cleaning path, 12-gallon solution, and a 4,000 (electric) or 6000 (battery) sq. ft. per hour production.
- Fully adjustable water flow: Allows for low moisture cleaning and faster drying.
- Clean multiple surfaces: Optional squeegee and brush change for hard floor cleaning.
- Use anywhere at any time: With a sound level of only 60 dB(A).

DH 420 / DH 420S

(WITH STEAM)

Duplex Hybrid Hydrowasher

(w/ H-Box Option)

The DH 420 cleans hard floors, soft floors, and even escalators with ease. For an enhanced experience, the Hybrid Box (H-Box) provides unlimited runtime on 110V power, with an optional steam function for chemical-free deep cleaning.

SPECIFICATIONS

	DH 420	DH 420S (w/ Steam)
Item Number	K-8025051	K-8025054
Cleaning Path	14"	14"
Solution Tank	1.6 gal.	0.8 gal.
Recovery Tank	1 gal.	1 gal.
Brush Speed	650 rpm	650 rpm
Brush Pressure	57 lbs	57 lbs
Brush Motor	1500 W, 1.6 HP	500 W, 0.67 HP
Noise Level	64 dB(A)	64 dB(A)
Steam Jet Width (w/ Steam Kit)	–	13"
Boiler Power (w/ Steam Kit)	–	1500 W
Pump Power (w/ Steam Kit)	–	16 W
Battery	–	–
Runtime	–	–
Charge Time	–	–
Power Cord	–	–
H-Box Power Cord	–	–
Weight	60 lbs	60 lbs
Working Capacity	4000 sq. ft./hr	4000 sq. ft./hr

Advanced Scrubbing Technology

800,000 counter-rotating bristles at 780 RPM lift dirt, water, and grime while twin conveyors remove debris. Offset brushes clean edges and corners effortlessly. Scrubbing Technology that Simplifies the Cleaning Process

Effortless & Efficient

Wet sweeping eliminates pre-sweeping, while steam reduces chemical use. User-friendly controls make operation simple for all skill levels.

Flexible Power Option

Enjoy the flexibility of choosing your power mode. Standard machine provides unlimited runtime on 110V power. For an enhanced experience, chose your model with battery power.



DH 420S
(WITH STEAM)

ENGINEERED FOR THE ULTIMATE CLEAN

Ultra 45: The Future of Floor Cleaning

The Ultra 45 sets a new cleaning standard with its lightweight, easy-to-maintain design and top-tier performance.

Dual Cylindrical Brushes

Deep cleans grouted surfaces effortlessly.

Collection Tray

Eliminates pre-sweeping, saving time and money.

3 Hour Run Time

Covers 15,000 sq. ft. per tank.

Innovative Handle Design

Reaches tight areas, moves in all directions.

Durable & Efficient

Smart controller optimizes brush RPM for longevity.

Custom Cleaning Modes

Three performance settings for any job.

Fast, Easy Maintenance

Quick-change parts minimize downtime.

Easy to Maintain with Low Cost of Ownership

Easy maintenance with quick-change components, including the vacuum motor, water pump, electronic board, and brush motor and gear assembly. This feature enables operators to replace parts themselves, minimizing downtime and virtually eliminating the need for on-site servicing.

Handle Design
Moves 360 degrees

Cleaning Width	18"
Solution Tank	0.9 US gal
Recovery Tank	1.1 US gal
Brush Speed	Up to 1,000 rpm
Run Time	3 hours
Run Time on a Tank	50 minutes
Charge Time	140 min
Battery Life	1,000 cycles
Productivity	18,000 sq. ft./hr.
Feet Cleaned per Tank	15,000 sq. ft./tank
Lithium Battery	36 Volt
Cylindrical Brushes	2
Weight with Battery	37 lbs
Weight without Battery	33 lbs

Short, Easily Accessible Hose
For quick and easy cleaning, unlike other machines where the hose runs along the handle from the bottom.

Electronic Board
5 minutes to replace

Water Pump
5 minutes to replace

Suction Motor
5 minutes to replace

Drive Motor and Gears
10 minutes to replace

FEATURES

	Ultra 45	10 Gal Scrubbers	Compact Scrubbers
Run Time with One Tank	50 minutes	30 minutes	15–25 minutes
Battery Run Time	Average 3 hr run time	Average 2 hr run time	Average 50 mins run time
Charge Time	1 hour	8–10 hours	Average 2–6 hours
Cleaning Path	Similar	Similar	Similar
Transportability	Easy to transport	Not transportable up steps or in vehicle	Heavy to transport
Maintenance	Easy to maintain including cleaning hoses and tank	Hard to maintain	Hard to maintain
Repairing	Economical repairs and no need for on site service	Expensive to repair	Expensive to repair

NC 3

Walk-Behind Sweepers

This easy-to-push sweeper is perfect for various terrains, with height-adjustable sweeping that adapts to different ground conditions. Its 26-inch sweeping width, paired with two side brooms, ensures no corners or edges are left untouched. Capable of eliminating debris like metal shavings, nails, paper, leaves, and beverage cans, it offers a versatile solution for cleanup. With a 10.5-gallon capacity, this sweeper is designed for efficiency and convenience.

Sweeping Width (Total)	26"
Sweeping Width (Main)	18"
Number of Brooms	2 brooms
Capacity	10.5 gal.

HIGHLIGHTS

- Easy to push and can be easily moved up and down stairs.
- Eliminates metal shavings, nails, paper, leaves, and beverage cans.
- Corners and edges are no problem. Height-adjustable sweeping allows the it to be adjusted to different ground conditions.

NC 5

Walk-Behind Sweepers

This robust battery sweeper delivers up to 180 minutes of run-time, making it perfect for extended cleaning tasks. With a 10-gallon capacity and one side broom, it combines efficiency and convenience for thorough cleaning performance.

Sweeping Width (Total)	26"
Sweeping Width (Main)	16"
Number of Brooms	1 Broom
Capacity	10 gal.
Run Time	180 min
Traction Drive	No

HIGHLIGHTS

- Up to 180 minute battery run-time.
- Compact and extremely robust sweeper excels in all professional applications.
- Side broom has a highly efficient total sweeping width of 26".
- In combination with an excellent blower, the twin roller center brush system leaves no dirt behind.
- Combination blower and filter keeps dust controlled inside collection bin.



SWEEPING WIDTH
26"



CAPACITY
10.5 gal. tank



SWEEPING WIDTH
26"



CAPACITY
10 gal. tank

SUSTAINABLE COMMITMENT

Sustainability at NaceCare: Committed to a Better Future

Innovating for a Sustainable Tomorrow

In today’s dynamic world, we have a unique opportunity to address energy and resource challenges with innovative solutions. At NaceCare, we recognize our responsibility to respond to these challenges with commitment and innovation.

We are dedicated to delivering high-quality, cost-effective cleaning solutions designed to last. Our products not only enhance cleanliness and safety but also contribute to a healthier living, working, and everyday environment for all.

Our Commitment to Sustainability is Reflected in Our Product Lineup

Resource Conservation

Our product lineup includes options that focus on conserving resources, such as water-saving technologies and energy-efficient cleaning solutions.

Durability and Reliability

We provide reliable, serviceable products built to last, resulting in longer lifespans, less frequent replacements, and minimized waste.

Customer Support and Training

We offer comprehensive training and support to help customers maintain and optimize their equipment. Proper maintenance extends product lifespan, reducing the need for premature replacements and further minimizing environmental impact.

Why Sustainability Matters

Sustainability is crucial for preserving the health of our planet and ensuring the well-being of current and future generations. By choosing NaceCare products, you contribute to reducing pollution and conserving water and energy.

Together, we can create a more sustainable future, one that protects our environment and supports the needs of generations to come.

Building a Resilient and Sustainable Future Together



HOSPITALITY PROGRAM

415 Annagem Blvd., Mississauga,
Ontario, Canada L5T 3A7

customercare@nacecare.com
1.800.387.3210

nacecare.com

